

# A quantitative morphological geographical study from a widely distributed raptor: the Lesser Kestrel *Falco naumanni* Fleischer, 1818 (Falconiformes Falconidae)

Andrea Corso<sup>1\*</sup>, Lorenzo Starnini<sup>2</sup>, Michele Viganò<sup>3</sup> & Justin J.F.J. Jansen<sup>4</sup>

<sup>1</sup>Via Camastra 10, 96100 Siracusa, Sicily, Italy; e-mail: zoologywp@gmail.com

<sup>2</sup>Via Cavour 71, 06019 Umbertide, Perugia, Italy; e-mail: lorenzo.starnini@gmail.com

<sup>3</sup>Via Ongetta 5, 21010 Germignaga, Varese, Italy; e-mail: mikivigano@yahoo.com

<sup>4</sup>c/o Naturalis Biodiversity Center, Darwinweg 2, 2333 CR Leiden, the Netherlands; e-mail: justin.jansen@naturalis.nl

\*Corresponding author

---

## ABSTRACT

Lesser Kestrel *Falco naumanni* Fleischer, 1818 (Falconiformes Falconidae) is considered a monotypic species. *F. naumanni pekinensis* Swinhoe, 1870 was described from Beijing, China. Although considered valid for most of the 20th century, some authors treated *F. naumanni pekinensis* as a synonym of *F. naumanni naumanni*, and subsequent authors have since regarded “*pekinensis*” as an invalid taxon. Recent field observations in Asia and Europe and museum studies have confirmed diagnosable differences in (fresh) adult males. Comparing morphology between nominate “*naumanni*” and “*pekinensis*”, with the latter invariably showing more extensive grey on the wing coverts and darker and more saturated colours on both the underparts and upperparts, with all grey areas, including the hood, being a darker, deeper lead-grey. Females often have more extensive dark markings and a better-defined dark eye-line but apparently are indistinguishable in most cases. This study aims to re-evaluate *F. naumanni pekinensis* and to discuss geographic variation in the subspecies in a widely distributed raptor.

## KEY WORDS

Lesser Kestrel; *pekinensis*; *naumanni*; subspecies; geographical variation.

Received 25.05.2014; accepted 30.06.2014; printed 30.03.2015

Proceedings of the 2nd International Congress “Speciation and Taxonomy”, May 16th-18th 2014, Cefalù-Castelbuono (Italy)

---

## INTRODUCTION

Today, Lesser Kestrel *Falco naumanni* Fleischer, 1818 (Falconiformes Falconidae) is considered a monotypic species (cf. Cramp & Simmons, 1980; Snow & Perrins, 1998; Forsman, 1999; Clark, 1999; Corso, 2000, 2001a; Ferguson-Lees & Christie, 2001). After a few years, was described *F. chenchris pekinensis* Swinhoe, 1870 from two birds (adult male and immature male) (cf. Swinhoe, 1870; Dresser, 1871-1881). Currently, *F. naumanni pekinensis* is regarded as a synonym of *F. naumanni naumanni* (cf. Vaurie, 1965; Dickinson & van Remsen, 2013).

In September-October 2003, two authors (AC, JJ) were at Chokpak Ornithological Station, Jambyl Province, Kazakhstan together with Wim Nap and Arend Wassink, studying raptors and other birds in collaboration with Andrei and Edward Gavrilov as Vladimir Kolbinsev. AC was intrigued by the upperwing pattern of several adult male Lesser Kestrels that were caught in the large Heligoland-traps onsite (and subsequently ringed) as in birds observed in the field. They appeared consistently different from birds AC observed within the Western Palaearctic. The past twelve years, in addition to our field studies of Lesser Kestrel, we have studied

skins from museums worldwide and photos from throughout their breeding range. We have found that eastern populations, especially the well-isolated breeding grounds in China, are phenotypically strikingly different from western populations. This suggests that *F. naumanni pekinensis* may be a well identifiable taxon, although its breeding and wintering distribution remains to be fully elucidated. This paper reports the preliminary results of our studies concerning western and eastern populations, with a focus on the latter, particularly “*pekinensis*”. In this paper we describe plumage colour and pattern, in special fresh adult males, of both Western (*F. naumanni naumanni*) and Eastern Lesser Kestrel (Chinese Lesser Kestrel *F. naumanni pekinensis* and intermediate populations). Their field identification and plumage variability will be discussed separately (Corso et al., personal data).

## MATERIAL AND METHODS

In this study we investigated in detail adult birds in the field within the borders of the Western Palearctic, and to a more limited extent in Asia. Between 2003 and 2014, we studied birds from Africa (Egypt, Eritrea, Kenya, Morocco, Somalia, Sudan, Tanzania and Tunisia), Asia (Armenia, Azerbaijan, Burma, China, Georgia, India, Israel, Kazakhstan, Laos, Mongolia, Russia, Oman, Turkey, Turkmenistan, Saudi Arabia and Yemen) and Europe (France, Greece, Portugal, Spain and Italy) in field, museum or photographs. During fall 2003, AC and JJ studied tens of Lesser Kestrels in the hand during ringing operations in Kazakhstan as in the field (up to 1.000 birds were observed during their stay). Particular attention was given to the adult males and to a lesser extent to adult females. Juveniles were not studied in much detail.

The skins we studied are held in the following museums and bird collections: American Museum of Natural History, New York, U.S.A. (AMNH); Institute of Zoology, Almaty, Kazakhstan (IZA); Museo Civico di Scienze Naturali “Angelo Priolo”, Randazzo, Italy (MCR); Museo Civico di Storia Naturale of Milan, Italy (MCSM); Museo Civico of Terrasini, Italy (MCT); Museo Civico dell’Università di Scienze Naturali of Catania, Italy (MCUCT); Museo Civico di Zoologia of Rome, Italy (MCZR); Muséum National d’Histoire Naturelle, Paris,

France (MNHN); Museo Regionale di Scienze Naturali of Turin, Italy (MRSN); Museo di Storia Naturale “Giacomo Doria”, Genoa, Italy (MSNGD); Museo di Storia Naturale “La Specola”, Florence, Italy (MSNLS); National Zoological Museum of China, Beijing, China (NZMC); Naturalis Biodiversity Center, Leiden, the Netherlands (NBC); Natural History Museum, Tring, England (NHM); Naturhistorisches Museum Wien, Vienna, Austria (NMW); Peabody Yale Museum of Natural History, New Haven, U.S.A. (PMNH); Museo Civico di Storia Naturale di Carmagnola, Italy (SNCa); Museum für Naturkunde, Berlin, Germany (ZMB) and in thirteen private collections.

Other abbreviations: AC: Andrea Corso; JJ: Justin J.F.J. Jansen; MV: Michele Viganò.

The list of the specimens (both skins and mounted) examined from the museums and private collections were, after objective examination, divided into four groups (Figs. 1, 2):

Group A: *Falco naumanni pekinensis*: one of two syntypes of the subspecies (Figs. 8, 9); 20 adult males and 8 adult females (China). For Figs. 3, 4, 5 and 6 we used only fresh breeding plumage males from China (N=13).

Group B: *Falco naumanni* ssp.: 28 adult males, 25 females (age combined) (Asia: Mongolia, Altai Mountains breeding area as well as Burma, India and Laos wintering area). For Figs. 3, 4, 5 and 6 we used only fresh breeding plumages males from Mongolia (N=13).

Group C: *Falco naumanni* ssp.: 87 adult males; 60 (age combined) females (Asia: Arabian Peninsula (unspecified countries), Afghanistan, Azerbaijan, Iraq, Kazakhstan, Pakistan, Turkmenistan; Africa: Eritrea, Kenya, Somalia, Tanzania). For Figs. 3, 4, 5 and 6 we used only fresh breeding plumage males from Kazakhstan (N=9), Turkmenistan (N=6), Azerbaijan (N=7) and Afghanistan (N=4).

Group D: *Falco naumanni naumanni*: 349 adult males; 172 (age combined) females (Europe: Albania, Czech Republic, France, Greece, Italy, Macedonia, Portugal, Slovenia, Spain; Africa: Algeria, Angola, Botswana, Egypt, Ethiopia, Libya, Mauritania, Morocco, Niger, Senegal, South Africa, Tanzania, Tunisia; Asia: Armenia, Georgia, Iran, Iraq, Israel, Jordan, Kyrgyzstan, Lebanon, Palestine, Syria, Turkey). For Figs. 3, 4, 5 and 6 we used only fresh breeding plumage males from Turkey (N=5), Greece (N=12), Albania (N=5), France (N=5) and Spain (N=29).



Figure 1. Plumage types as indicated in the text: upper 2 birds (group D), ssp. *naumanni*, among this group, left bird is an example with least grey extension on upperwing coverts and tertials, and on the right typical nominate *naumanni*. Note the grey extension on wing, plumage colour saturation and bare parts colour. Central bird, intermediate bird, plumage group B and C in the text. Lower 2 birds, classic “*pekinensis*”, plumage group A, from China breeding populations and allegedly from India, Laos and Burma during winter and on passage. The slight variation found is shown (artwork by Lorenzo Starnini). Note on *pekinensis* that the plumage colour, chiefly mantle and grey tones, is darker, more saturated than nominate *naumanni*, and that the upperwing coverts are entirely grey as well as the bare parts are more orange-ochre.

Additionally, to test the reliability of plumage colour and pattern in discriminating between populations, we took four photographs of each Lesser Kestrel skin. We sampled: upperside, underside and lateral sides (in order to check if there were differences between upperwing pattern of both wings) (Figs. 10-19). We only used indirect sunlight. All specimens were photographed with the same camera at a fixed distance, with a Kodak Gray Scale (Kodak, 2007) in the background (a standard scale of grey values ranging from 0, white to 19, jet black) (Fig. 7). This is an objective way of measuring the grey colours in bird plumages (cf. Adriaens et al., 2010; Bot & Jansen, 2013). The grey card in the background enabled us to calibrate the colours in the photograph, using Adobe Photoshop 10.0.1. We used brightness as a measure to assess the grey and red parts in adult males. To quantify the brightness of the red parts we measured its median spectral reflectance of red, green and blue (RGB) by using Photoshop. To assess the amount of grey and red on the head and upperparts, we measured the saturation. This was calculated by using the formula:  $\text{saturation} = 100 \times ((\text{MAX} - \text{MIN}) / \text{MAX})$ , where MAX and MIN are the maximum and minimum of the median RGB values as measured by Photoshop. A low saturation value corresponds to much grey in the head and upperparts and vice versa. For the analysis of colours we used the plates in Ridgway (1912: plate II and III). In particular, we compared the following:

1. Grey value of rump and tail;
2. Grey value of head (hood);
3. Percentage of grey coloured upperwing coverts.

To sample the upperwing coverts, we measured the percentage of grey coloured coverts (versus russet-brown coverts), therefore, how many coverts (median MC+ greater GC+ lesser LC) were grey. On skins, we considered the coverts visible on closed wing by using Photoshop to calculate the percentages. All statistical analysis was performed using R version 2.15.1 (R Development Core Team 2013). Numerical variables (Grey hood and % of grey UPW covers) were tested for normality using the Shapiro-Wilk test. Tests were significant which indicates that these variables do not come from a normally distributed population. Therefore we used a non-parametric approach (Kruskal-Wallis test) to test for a significant difference between groups for

these 2 variables. To test for differences between groups in the other 2 variables (colour\_of\_upperparts and deep\_intensity\_of\_underparts) we used generalized linear models (GLM).

Regarding the specimens and photos of adult females under investigation, we focused on the boldness, width and distribution/demarcation of the dark markings on the head, underwing, tail, mantle and breast. We arbitrarily divided specimens on the basis of the extent and boldness of these marking without looking at the label (no geographical pre-indication), and subsequently checked if these features were related to the classified groups (Fig. 2). After that, we assigned a numerical code to the presence, definition and boldness of the dark markings on the face:

1. no dark eye-line and weak moustache mark;
2. weak eye-line and bolder moustache;
3. obvious and bold dark eye-line as well as moustache.

### The *Falco naumanni pekinensis* syntypes

Swinhoe (1870: 442) described "*pekinensis*" using an adult male collected on September 18th 1868 at the hills overlooking the Ming Tombs (40° 25' 05" N, 116° 22' 41" E) (42 kilometres north-northwest of Beijing) (Figs. 8, 9) and a juvenile male collected at the Western Hills (roughly in Miyun County about 93 kilometres northeast of Beijing (indicative 40°31'40.8"N, 116°48'02.5"E) between 10-12 August 1868 (Swinhoe, 1870: 436).

Specimens from Swinhoe became spread, and the syntype now present in NHM, arrived as part of a load of 480 Accipitres and Striges in three loads in 1886 (Sharpe 1906) donated by Henry Seebohm. Amongst these specimens is the adult male, now labelled as BMNH.1886.3.25.272, and regarded as syntype (Warren 1966: 222). This specimen has been collected according to Warren (1966) and it is labelled as collected on October 18th (sic!) 1868. Henry E. Dresser noted that both specimens in his '*A history of the birds of Europe*' (1871-82, VI: 135) were still in Swinhoe's private collection, and collected in August and September 1868 near Beijing.

A request at electronic Bulletin for European Avian Curators (EBEAC - September 2014) and requests elsewhere did not help in locating the immature male. By chance, a juvenile and adult Amur Falcon *Falco amurensis* Radde, 1863 were collected near Beijing by Swinhoe in August 1868 (Tri-

stram Collection Liverpool T2824 (Tristram, 1889: 67) was reported (Clem Fisher in litteris). Their plumage is notably different, but strangely enough not reported by Swinhoe (1870).

Description: Swinhoe described the types rather briefly: "Large numbers of Kestrels were flying and hovering about. Their movement struck me as peculiar; and on shooting a male we found the species to be a race of *Falco cenchris*, Naumann. We procured on this occasion an adult male, and in the Western Hills a young male. They agree in size and form with *Falco cenchris* of Europe; but the adult male has all the wing-coverts grey right up to the scapulars, most of them narrowly edged with rufous. The adult has the inner or short primaries

broadly bordered at their tips with whitish, rufous in the immature, and wanting in the European bird. Both adult and immature have the white on the under quills 3 ¼ inches short of their tips; in the European bird it advances one inch nearer the tips. I will note this Eastern race as var. *pekinensis*. It will probably be the bird that winters in India."

## RESULTS

We sampled 108 fresh adult males from the breeding ranges for this analysis. We sampled the percentage of grey upperwing coverts, grey value in the hood as for the colouration of the colour of

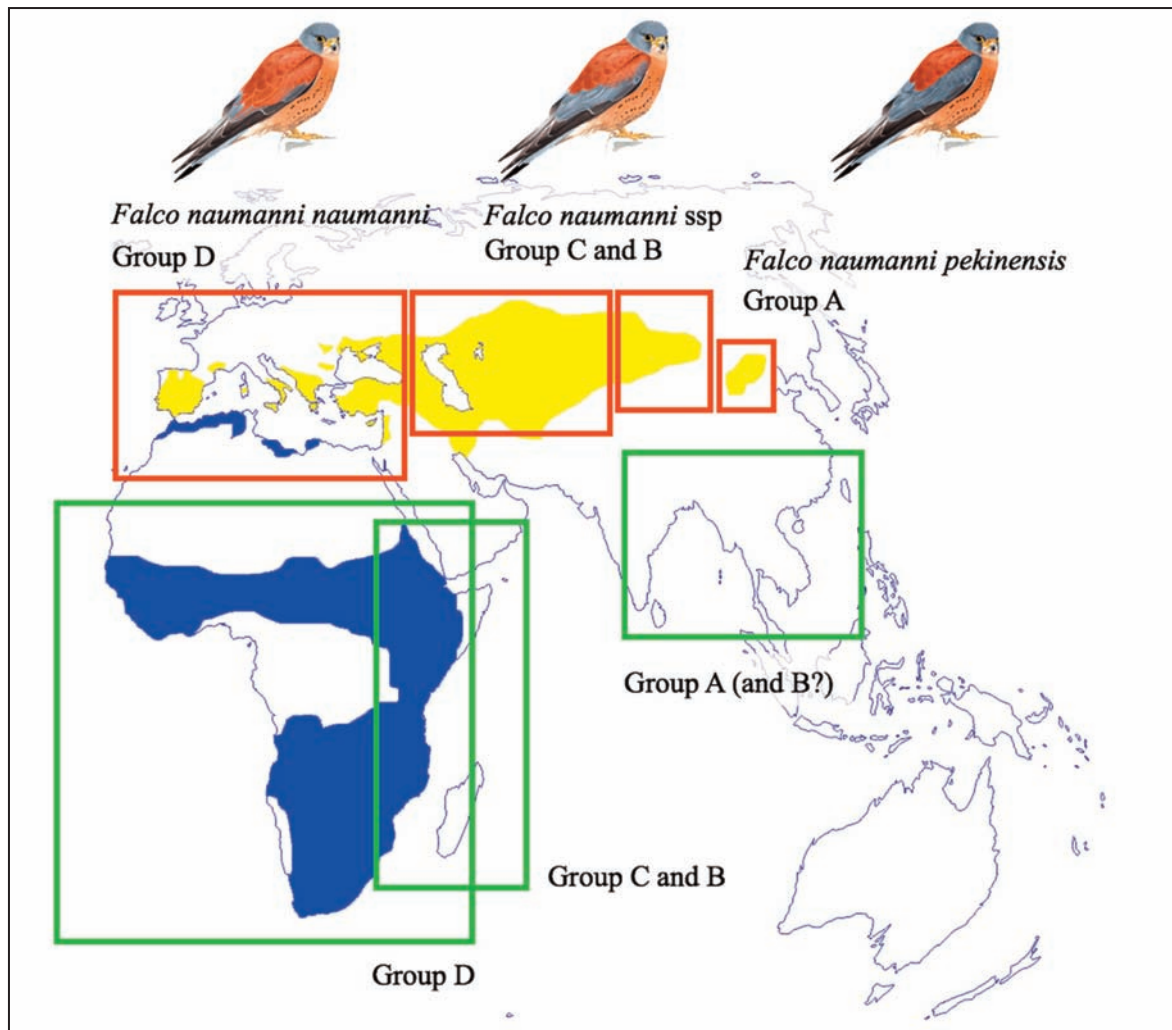


Figure 2. World distribution (breeding range - red, wintering area - green) of the two subspecies discussed in this paper (plumage group A and D), and of intermediate populations and pekinensis-type birds (B/C) as found during this study and according to past literature. Delimitation of the range is roughly indicated and should be considered as solely indicative.

the upperparts and intensity of underparts. The proportion of Group A is 12 %, group B 12 %, group C 24 % and for group D 52 %. Although the proportion of group D is well out of proportion we think the number is sufficiently large to allow good comparison as shown in the results. The results of testing four characters among the four defined areas is summarized in Fig. 2 and also outlined below.

**Group A.** The adult males collected in China (N=13) show a mean of 11.46 (min. 10; max. 12) on the Kodak Grey Scale (Kodak, 2007) in hood colouration (Figs. 3, 7). For grey in the upperwing coverts the mean is 93.5 % (min. 85; max. 99) of grey (Figs. 4, 8, 10, 11, 13, 15, 16). The intensity of underparts is 100 % Mikado-orange mars yellow (Fig. 5). The colouration in upperparts varies slightly as shown in Fig. 6, but the mean colouration was Burnt Sienna (8 out of 13 birds). Breeding adult females: 62.5% of the specimens from China (N=8) showed a well-defined dark eye-line (code 3). The remaining (N=3) showed a weaker marking (code 2). However, juveniles of both "*pekinensis*" and "*naumanni*" show a bolder and better-marked moustache and eye-line, compared to adult female, making any relevant use in the field to identify "*pekinensis*" from "*naumanni*" of these characters extremely hard. Concerning the underwing pattern, the outer primaries (wing-tip) as well as the trailing edge of the wing (inner primaries and secondaries) are more extensively and conspicuously dark in all Chinese females than in adult female "*naumanni*" in group D. Also, although rather variable, on average the black bar-like marks on the mantle were wider and more conspicuous than in typical adult female "*naumanni*". Birds from photographs shown a higher amount of variability, with several individuals lacking dark eye-line thus being almost identical to European females but a little darker and more patterned. As for adult male, also in adult female, the cere and the bare skin of the eye-ring, is brighter, deeper coloured and more orange-ochreous than in adult female "*naumanni*".

**Group B.** The adult males collected in Mongolia (N=13) shows a mean of 8.8 (min. 7; max. 10) on the Kodak Grey Scale (Kodak, 2007) in hood colouration (Fig. 3, 7). For the wing coverts the mean is 71.9 % (min. 50 %; max. 90 %) of grey (Fig. 4) (Kodak, 2007). The intensity of underparts is mixed, as 7 birds are mikado-orange-mars-yellow and 6 are orange-buff (Fig. 5). The colouration in upperparts is mixed, as seen in Fig. 6.

**Group C.** The adult males collected in Kazakhstan, Turkmenistan, Azerbaijan and Afghanistan (N=26) show a mean of 8.07 (min. 7; max. 10) on the Kodak Grey Scale in hood colouration (Fig. 3, 9) (Kodak, 2007). For the wing coverts the mean is 56.5 % (min. 40 %; max. 86 %) of grey (Fig. 4). The intensity of underparts is mainly orange-buff (20 out of 26) (Fig. 5). The colouration in upperparts varies as shown in Fig. 6.

**Group D.** The adult males collected Turkey, Greece, Albania, France and Spain (N=56) show a mean of 7.14 (min. 6; max. 10) on the Kodak Grey Scale in hood colouration (Figs. 3, 7) (Kodak, 2007). For the wing coverts the mean is 30.2 % (min. 15; max. 45) of grey (Figs. 1, 4, 17). Notable is the differentiation in western and eastern birds of the distribution area of this population. As we found a certain variability on the extension of the grey coloured upperwing coverts. Some as typical birds as shown in every field guide and handbooks as well as birds showing almost no grey on coverts or only some tinged grey (Figs. 1, 17) in the western part of the distribution area. The intensity of underparts is mostly buff-yellow or capucine-yellow (46 out of 56) (Fig. 5). The colouration in upperparts varies as shown in Fig. 6.

For what concern the female, only 5% of adult females showed a dark eye-line (code 3) (higher percentage when looking at juvenile; Corso, 2000, 2001a; AC pers. obs.). Dark markings on the mantle were on average narrower and less striking than in the most marked adult female *pekinensis*. However, we failed to find relevant differences. In juvenile *naumanni* we found them being darker and with bolder/wider dark markings than adult females, adding to the difficulty to separate them. Bare parts were less orange and paler, and always yellower than "*pekinensis*".

## DISCUSSION

The four groups (adult males in fresh plumage) were significantly different when considering the features: hood and % of grey UPW covers (Kruskal-Wallis test) (Table 1). This can be seen in Figs. 3, 4. These figures report averages and standard errors (SE) for each group. The four groups were also significantly different when considering the other two variables (Table 2). Figures 5 and 6 represent

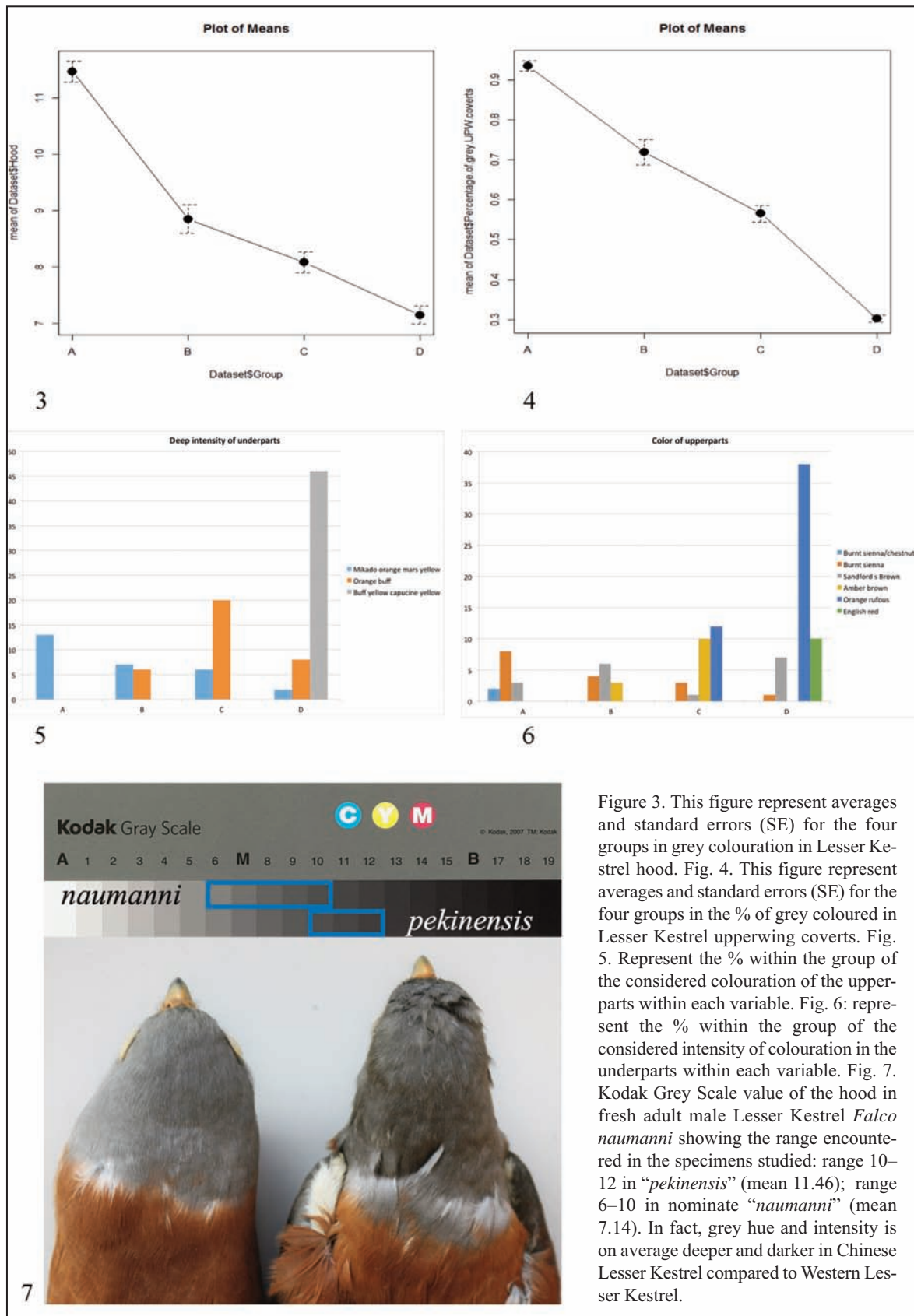


Figure 3. This figure represent averages and standard errors (SE) for the four groups in grey colouration in Lesser Kestrel hood. Fig. 4. This figure represent averages and standard errors (SE) for the four groups in the % of grey coloured in Lesser Kestrel upperwing coverts. Fig. 5. Represent the % within the group of the considered colouration of the upperparts within each variable. Fig. 6: represent the % within the group of the considered intensity of colouration in the underparts within each variable. Fig. 7. Kodak Grey Scale value of the hood in fresh adult male Lesser Kestrel *Falco naumanni* showing the range encountered in the specimens studied: range 10–12 in “*pekinensis*” (mean 11.46); range 6–10 in nominate “*naumanni*” (mean 7.14). In fact, grey hue and intensity is on average deeper and darker in Chinese Lesser Kestrel compared to Western Lesser Kestrel.



Figure 8. *Falco naumanni pekinensis*, adult male Reg. no. BMNH.1886.3.25.272. Near Ming Tombs, north of Peking, 18.X.1868, syntype, R. Swinhoe leg. (H. van Grouw, NHM, Tring). No illustration in any modern field guide is available of such a plumage, with no description or illustration reporting these characters. Fig. 9. *F. naumanni pekinensis*, same bird as plate 5 (H. van Grouw, NHM, Tring). Note the very richly coloured underparts, much richer than any nominate “*naumanni*”. Fig. 10. *F. naumanni pekinensis*, adult male, Hebei, China, 27.IV.1937 (He Peng, NZMC). A fresh adult male “*pekinensis*” from the typical breeding range of the taxon, showing very intense brick-red (Burnt Sienna) mantle and sooty-led grey plumage areas. Fig. 11. *F. naumanni pekinensis*, adult male, Hebei, China, 27.IV.1937 (He Peng, NZMC). Same bird of Figs. 10, 12. Note that the entire upperwing coverts are typically solidly dark sooty led-grey, as never shown by any nominate “*naumanni*”. Fig. 12. *F. naumanni pekinensis*, adult male from Hebei, China, 27.IV.1937 (He Peng, NZMC). Same bird of Figs. 10, 11. Note the very richly coloured underparts, more saturated and extensively coloured than in typical nominate “*naumanni*”.






Figure 13. *Falco naumanni pekinensis*, adult male, Beijing, China, 4.IV.1961 (He Peng, NZMC). Note the typically entirely grey upperwing coverts of this male from the terra typica of the *pekinensis* taxon. Fig. 14. *F. naumanni pekinensis*, adult male, Beijing, China, 4.IV.1961 (He Peng, NZMC). Same bird of Fig. 15. Note intensely coloured underparts, with very saturated colour. Fig. 15. *Falco naumanni pekinensis*, adult male, Hebei, China, 8.X.1965 (He Peng, NZMC). Note that the entire upperwing coverts are typically solidly dark sooty led-grey, as never shown by any nominate *naumanni*. Fig. 16. *F. naumanni pekinensis*, adult male, Hebei, China, 27.IV.1937 (He Peng, NZMC). Same bird of Figs. 10,12 to show a close up view of the upperwing coverts pattern. Compare to Fig. 17. Fig. 17. *F. naumanni pekinensis*, ad. male, Spain (A. Corso, NHM, Tring). Plumage type D according to description given in the text. Note that in many European birds (ca.20%) the grey on wing coverts is very limited and pretty hard to be seen in the field or even in the hands. Note that the plumage is paler, less intense and less deep in both the grey of hood and wing-coverts and of the mantle and underparts.

the percentage within group of the considered category within each variable. The analyses showed that the groups are significantly different. The largest difference was found between group A and D (Tables 1, 2).

These groups, possibly, connect in winter/migration areas, but more study is necessary. Also the wintering areas for the individual groups are unknown, but in Fig. 2 we displayed the supposed wintering areas. The differences between group A and D is large and both phenotypes differ 86.2% taken into account the four sampled morphological features. We did not investigate whether there are genetic differences among “*naumanni*” and “*pekinensis*”, something that surely should be the target of future studies. The mean differences between other groups are A vs. B 49 %, A vs. C 75 %, B vs. C 14.7%, B vs. D 67.8% and C vs. D 39.3 %.

According to the criteria to show discrete character differences (Rolán-Alvarez & Rolán, 1995; Corbet, 1997; Johnson et al., 1999; Garnett & Christidis, 2007; Rising, 2007; Winker et al., 2007; Cicero, 2010; Remsen, 2010) 86.2 % fall well in the criteria set by Amadon (1949), Simpson & Roe (1939) and Mayr (1969) (George Sangster in litteris). We advise that the Chinese population known under the synonym “*pekinensis*” should be considered valid, despite the apparent intermediate zone between this and nominate “*naumanni*”. For the Lesser Kestrel the same applies as for other polytypic species of raptor with a wide breeding distribution area that it has a certain amount of clinal variation (Ferguson-Lees & Christie, 2001). Examples are Common Buzzard *Buteo buteo* ssp., Black Kite *Milvus migrans* ssp., Saker Falco *Falco cherrug* and Peregrine Falco *Falco peregrinus* ssp. (Vaurie, 1961; Ellis & Garat, 1983; Brosset, 1986; Dixon et al., 2012; White et al., 2013). The distributional areas are often poorly defined and a large variability applies in subspecies (Dementiev, 1957; Corso, 2001b; Eastham et al., 2001; Brichetti & Fracasso, 2003; Eastham & Nicholls, 2005; Karyakin & Pfeffer, 2009; Pfeffer, 2009; Zuberogoitia et al., 2009; Karyakin, 2011; Rodriguez et al., 2011). To meet the criteria as set by Amadon (1949), Simpson & Roe (1939) and Mayr (1969) most currently recognised subspecies fall short when assessed on the overlap between phenotypes.

To simplify, we are faced with two choices: 1) we consider the currently recognized subspecies of

Variable	Chi squared	df	Pr(>Chi)
Kodak_hood	53,62	3	<0.01***
percentage_of_grey_UP W_coverts	89,2	3	<0.01***

Table 1. Showing the Kruskal-Wallis test at all four groups, considering hood and % of grey upperwing coverts.

Variable	Chi squared	df	Pr(>Chi)
colour_of_upperparts	30,73	3	<0.01***
deep_intensity_of_ underparts	94,79	3	<0.01***

Table 2. Showing GLM test, on the colouration of upperparts and the intensity of underparts.

a forementioned raptor species and other wide-ranging raptors as representatives of clinal variation only. And therefore unworthy of taxonomic rank, in which case we would not consider “*pekinensis*” as a valid taxon in light of the intermediate birds found; 2) we believe all these taxa, including “*pekinensis*”, to be worthy of taxonomic rank. In any case, as the Chinese population of Lesser Kestrel is always identifiable, and geographically isolated. It is therefore worthy of taxonomic rank, which will also help focus attention on its conservation (Patten, 2015).

## ACKNOWLEDGMENTS

For this research, we relied heavily on specimens preserved in public museums, and in thirteen private collections, either by visiting them or on loan. Our sincere gratitude goes to (in no specific order): Mark Adams, Hein and Katrina van Grouw, Robert Prÿs-Jones (NHM); He Peng (NZMC); Andrei Gravilov (IZA); Anita Gamauf (NMW); Steven van der Mije (NBC); Patrick Boussès, Anne Previato (MNHN); Giorgio Chiozzi (MCSM); the late Vittorio Emanuele Orlando (MCT); Rosario Grasso (MCUCT); Carla Marangoni (MCZR); Claudio Pulcher (MRSN); Enrico Borgo (MSNG); Marta Poggesi and FaustoBarbagli (MSNF); Giovanni Boano (SNCa); the late Angelo Priolo (MCR); Paul Sweet, Mary Le Croy, Matthew Shanley, Tomas Trombone (AMNH), Kristof Zy-

skowski (PMNH), SylkeFrahner (ZMB). Henry McGhie (The Manchester Museum, Manchester, England) and Clem Fisher (Liverpool Museum, Liverpool, England) supplied additional information. For help with photos and discussions we are grateful to: Mark Andrews, Aurelien Audevard, Arnaud B. van den Berg, Claudio Carere, Wouter Faveyts, Peter Kennerly, Fumin Lei, Zhi-Yun Jia, Jonathan Martínéz, Gerald Oreel, Ran Schols, Manuel Schweizer, Xuky Summer, Terry Townshend, Pim Wolf and Arend Wassink. JJ is grateful to the ‘Stichting P.A. Hens Memorial Fund’ for funding his ZMB visit. AC and MV are indebted to Ottavio Janni who was pleasant company in the field (as part of the MISC group) as in museum studies and also improved the final manuscript. Finally we thank Francesco Angeloni for his help with the statistics and reading the final manuscript. George Sangster supplied us with information on taxonomic difficulties.

## REFERENCES

- Adriaens P., Bosman D. & Elst J., 2010. White Wagtail and Pied Wagtail: a new look. *Dutch Birding*, 32: 229–250.
- Amadon D., 1949. The seventy-five per cent rule for subspecies. *Condor*, 51: 250–258.
- Bot S. & Jansen J.J.F.J., 2013. Is Peat Partridge a valid subspecies of Grey Partridge? *Dutch Birding*, 35: 155–168.
- Brichetti P. & Fracasso G., 2003. *Ornitologia Italiana 1. Gaviidae-Falconidae*. Alberto Perdisa Editore, Bologna, 464 pp.
- Brosset A., 1986. Les populations du Faucon Pélerin-*Falco peregrinus* Gmelin en Afrique du Nord: un puzzle zoogéographique. *Alauda*, 54: 1–14.
- Cicero C., 2010. The significance of subspecies: A case study of Sage Sparrows (Emberizidae, *Amphispiza belli*). *Ornithological Monographs*, 67: 103–113.
- Clark W.S., 1999. *A Field Guide to Raptors of Europe, The Middle East and North Africa*. Oxford University Press, Oxford, 371 pp.
- Corbet G.B., 1997. The species in mammals. Pp. 341–356. In *Species*: M. F. Claridge, H. A. Dawah & M. R. Wilson (eds.). The Units of Biodiversity. Chapman and Hall, London.
- Corso A., 2000. Less is More: British vagrants, Lesser Kestrel. *Birdwatch*, 91: 29–33.
- Corso A., 2001a. Notes on the moult and plumages of Lesser Kestrel. *British Birds*, 94: 409–418.
- Corso A., 2001b. Le Faucon de Barbarie *Falco pelegrinoides*. Status en Europe et critères d’identification. *Ornithos*, 8: 164–175
- Cramp S. & Simmons K.E.L., 1980. *The Birds of the Western Palaearctic*. Vol. 2: Hawks to Bustards. Oxford University Press, Oxford, 695 pp.
- Dementiev G.P., 1957. On the Shaheen *Falco peregrinus babylonicus*. *Ibis*, 99: 477–482
- Dickinson E.C. & Remsen J.V.Jr., 2013. *The Howard and Moore Complete Checklist of the Birds of the World*, 4th. edition. Vol. 1. Aves Press Limited, Eastbourne, 461 pp.
- Dixon A., Sokolov A. & Sokolov V., 2012. The subspecies and migration of breeding Peregrines in northern Eurasia. *Falco*, 39: 4–9.
- Dresser H.E., 1871–1881. *A history of the birds of Europe, including all the species inhabiting the Western Palaearctic region*. Part VI. Dresser, London, 708 pp.
- Eastham C.P., Nicholls M.K. & Fox N.C., 2001. Morphological variation of the Saker (*Falco cherrug*) and the implications for conservation. *Biodiversity and Conservation*, 10: 1–21.
- Eastham C.P. & Nicholls M.K., 2005. Morphometric analysis of large *Falco* species and their hybrids with implications for conservation. *Journal of Raptor Research*, 39: 386–393.
- Ellis D.H. & Garat C.P., 1983. The Pallid Falcon *Falco kreyenborgi* is a color phase of the Austral Peregrine Falcon (*Falco peregrinus cassini*). *Auk*, 100: 269–271.
- Ferguson-Lees J. & Christie D.A., 2001. *Raptors of the World*. Christopher Helm, London, 992 pp.
- Forsman D., 1999. *The Raptors of Europe and the Middle East. A Handbook of Field Identification*. L.T & A.D. Poyser, London, 589 pp.
- Garnett S.T. & Christidis L., 2007. Implications of changing species definitions for conservation purposes. *Bird Conservation International*, 17: 187–195.
- Johnson N.K., Remsen J.V. & Cicero C., 1999. Resolution of the debate over species concepts in ornithology: a new comprehensive biologic species concept. *Proceedings International Ornithological Congress*, 22: 1470–1482.
- Karyakin I.V. & Pfeffer R., 2009. About subspecies and scientific name of the Saker Falcon in North-Western Middle Asia. *Raptors Conservation*, 17: 89–92.
- Karyakin I.V., 2011. Subspecies population structure of the Saker Falcon range. *Raptors Conservation*, 21: 116–171.
- Kodak, 2007. *Kodak Color Separation Guides and Gray Scales / Q14*. Kodak, Birmingham.
- Mayr E., 1969. *Principles of systematic zoology*. McGraw-Hill, New York, 434 pp.
- Patten M.A., 2015. Subspecies and the philosophy of science. The (is’s Auk) and behind 485 (a dot.).
- Pfeffer R., 2009. About geographical variances of the Saker Falcon. *Raptors Conservation*, 16: 68–95.

- Remsen J.V., 2010. Subspecies as a meaningful taxonomic rank in avian classification. *Ornithologische Monatsberichte*, 67: 62–78.
- Rodríguez B., Siverio F., Siverio M. & Rodríguez A., 2011. Variable plumage coloration of breeding Barbary Falcons *Falco (peregrinus) peregrinoides* in the Canary Islands: do other Peregrine Falcon subspecies also occur in the archipelago? *Bulletin of the British Ornithologists' Club*, 131: 140–153.
- Rolán-Alvarez E. & Rolán E., 1995. The subspecies concept, its applicability in taxonomy and relationship to speciation. *Argonauta*, 9: 1–4.
- Ridgway R., 1912. *Color Standards and Color Nomenclature*. Ridgway, Washington, 44 pp.
- Rising J.D., 2007. Named subspecies and their significance in contemporary Ornithology. *Ornithological Monographs*, 63: 45–54.
- Sharpe R.B., 1906. Birds. In Günther A. (Ed.), 1904–1912. *The History of the Collections contained in the Natural History Departments of the British Museum*, vol. 2. British Museum, London: 79–515.
- Simpson G.G. & Roe A., 1939. *Quantitative Zoology*. McGraw-Hill, New York, 414 pp.
- Snow D.W. & Perrins C.M., 1998. *Birds of the Western Palearctic: concise edition*. Vol. 1 - Non-Passerines. Oxford University Press, Oxford, 1008 pp.
- Swinhoe R., 1870. Zoological notes of a journey from Canton to Peking and Kalgan. *Proceedings Zoological Society of London*, 38: 427–451.
- Vaurie C., 1961. Systematic notes on Palearctic birds. No. 44 Falconidae: the genus *Falco* (Part 1, *Falco peregrinus* and *Falco peregrinoides*). *American Museum Novitates*, 2035: 1–19.
- Vaurie C., 1965. *The Birds of the Palearctic Fauna. A systematic reference. Non-Passeriformes*. H.F. & G. Whiterby Limited, London, 763 pp.
- Warren R.L.M., 1966. Type-specimens of birds in the British Museum (Natural History). Volume 1. *The British Museum (Natural History)*, London, 320 pp.
- Winker K., Rocque D.A., Braile T.M. & Pruett C.L., 2007. Vainly beating the air: species-concept debates need not impede progress in science or conservation. *Ornithological Monographs*, 63: 30–44.
- White C.M., Cade T.J. & Enderson J.H., 2013. *Peregrine Falcons of the World*. Lynx Edicions, Barcelona, 379 pp.
- Zuberogoitia I., Azkona A., Zabala J., Astorkia L., Castillo I., Iraeta A., Martínez J. A. & Martínez J.E., 2009. Phenotypic variations of Peregrine Falcon in subspecies distribution border. In Sielicki J. & Mizera T. (Eds.), *Peregrine Falcon populations - status and perspectives in the 21st century*. European Peregrine Falcon Working Group & Society for the Protection of Wild Animals, Warsaw, 295–308.